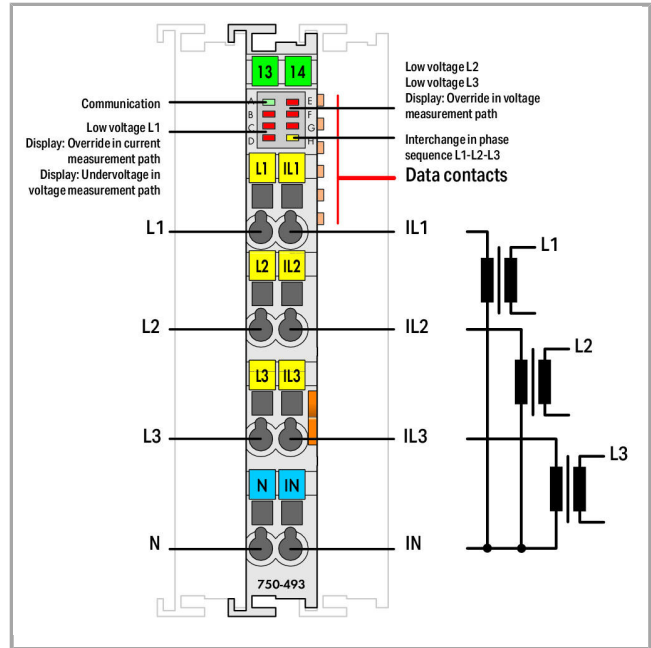


Data sheet | Item number: 750-493
 3-Phase Power Measurement; 480 VAC, 1 A

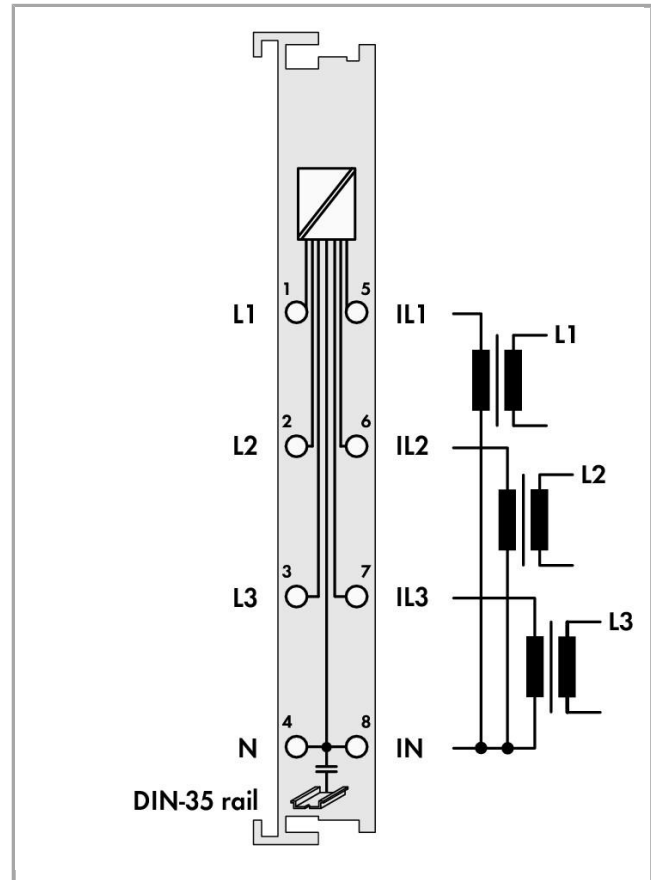
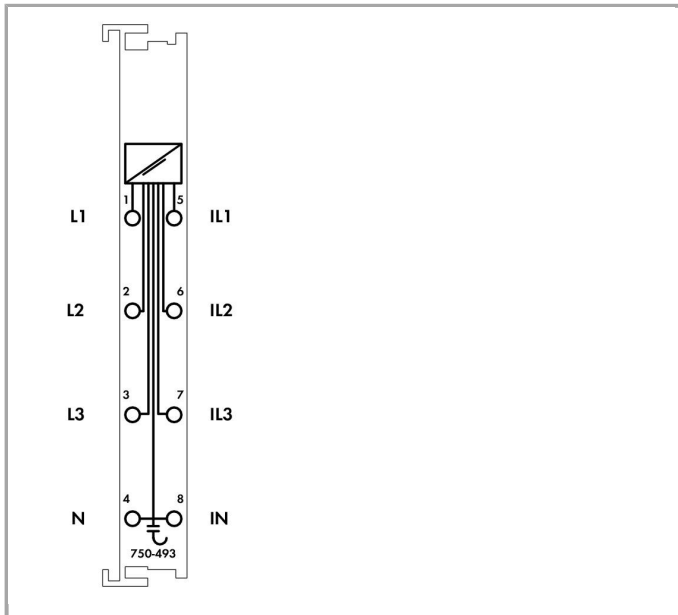


750-493



RoHS Compliant

[BOMcheck.net](https://www.bomcheck.net)



Item description

The 750-493 3-Phase Power Measurement Module measures the electrical data in a three-phase supply network.

The voltage is measured via network connection to L1, L2, L3 and N.

The current of the three phases is fed to IL1, IL2, IL3 and IN via current transformers.

The 750-493 Module transmits the root mean square values into the process image without requiring high computing power from the controller. For each phase, the effective power (P) and the energy consumption (W) are calculated by the module using the root mean square values for all measured voltages (V) and currents (I). For example, both the apparent power (S) and phase shift angle (ϕ) can be easily derived from these values.

Therefore, the 750-493 Module provides comprehensive network analysis via fieldbus. Metrics, such as effective and apparent power consumption or load condition, enable the operator to optimize supply to a drive or machine. This can protect the installation from damage and failure.

Data

Technical Data

Number of measurement inputs	6 (3 voltage measurement inputs, 3 current measurement inputs)
Type of signal	Power measurement
Signal form	any (in consideration of the maximum operating frequency)
Resolution [bit]	16 Bit
Bit width	2 x 48-bit data; 2 x 24-bit control/status (optional)

Input resistance voltage path (typ.)	1071 k Ω
Input resistance current path typ.	22 m Ω
Bezug für Messfehler	AC Strom/Spannung
Messfehler, Bezugstemperatur	25 °C
Messfehler, Abweichung max. vom Messbereichsendwert	0.5 %
Measuring current (max.)	1 A
Measuring voltage (max.)	500 VAC, 3 phases
Measuring cycle time	Adjustable measuring cycle time for Min_Max_Values
Frequency range with activated DC filter	10 ... 2000 Hz
Frequency range with deactivated DC filter	0 ... 2000 Hz
Frequency range, power supply frequency	45 ... 65 Hz
Operating frequency	7.2 kHz
Rated voltage	$U_{LN} = 277$ V AC/DC; $U_{LL} = 480$ VAC
Measured values	Active power, active energy, grid frequency, $\cos \varphi$
Messkomponenten	Evaluating
Measuring procedure	True RMS measurement
System supply voltage	DC 5 V; via data contacts
Current consumption, system supply (5 V)	100 mA
System and sensor supply voltage)
Isolation	4 kV System/Feld
Rated surge voltage	4 kV

Connection data

Connection technology: In-/Outputs	8 x CAGE CLAMP®
Connection type (1)	Inputs/Outputs
Solid conductor	0.08 ... 2.5 mm ² / 28 ... 14 AWG
Fine-stranded conductor	0.08 ... 2.5 mm ² / 28 ... 14 AWG
Strip length	8 ... 9 mm / 0.31 ... 0.35 inch

Geometrical Data

Width	12 mm / 0.472 inch
Height	67.8 mm / 2.669 inch
Height from upper-edge of DIN-35 rail	60.6 mm / 2.386 inch
Depth	100 mm / 3.937 inch

Mechanical data

Type of mounting	DIN-35 rail
------------------	-------------

Material Data

Housing material	Polycarbonate, polyamide 6.6
Weight	48.5 g
Conformity marking	1

Environmental Requirements

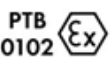

Surrounding air (operating) temperature	0 ... 55 °C
Surrounding air (storage) temperature	-40 ... 85 °C
Protection class	IP20
Degree of pollution (5)	2 per IEC 61131-2
Operating altitude	0 ... 2000 m
Mounting position	horizontal (standing/lying) or vertical
Relative air humidity (no condensation)	95 %
Vibration resistance	acc. to IEC 60068-2-6
Shock resistance	15g per IEC 60068-2-27
EMC immunity to interference	acc. to EN 61000-6-2
EMC emission of interference	acc. to EN 61000-6-3
Exposure to pollutants	Per IEC 60068-2-42 and IEC 60068-2-43
Permissible H ₂ S contaminant concentration at a relative humidity 75 %	10 ppm
Permissible SO ₂ contaminant concentration at a relative humidity 75 %	25 ppm

Commercial data

Country of origin	DE
GTIN	4055143374385
Customs Tariff No.	85389099990

Approvals / Certificates

Ex-Approvals

Logo	Approval	Additional Approval Text	Certificate name
	ATEX TUEV Nord Cert GmbH	EN 60079-0	TÜV 07 ATEX 554086 X en.
	TUEV Nord TUEV Nord Cert GmbH	IEC 60079-0	IECEX TUN 09.0001 X





UL
Underwriters Laboratories Inc. (HAZARDOUS
LOCATIONS)


ANSI/ISA 12.12.01

E198726
Sec.1

Country specific Approvals






Logo	Approval	Additional Approval Text	Certificate name
	KC National Radio Research Agency	Article 58-2, Clause 3	MSIP- REM-W43- AIM750
	KC National Radio Research Agency	Article 58-2, Clause 3	MSIP- REM-W43- AIM750
















UL-Approvals
















Logo	Approval	Additional Approval Text	Certificate name
	UL UL International Netherlands B.V. (ORDINARY LOCATIONS)	UL 508	E175199 Sec.1
















Compatible products















General accessories

	Item no.: 2007-8873 Compact terminal block; for current and voltage transformers	2007-8873
	Item no.: 2007-8875 Compact terminal block; for current transformer circuit	2007-8875
	Item no.: 855-8001 Power tap; with fuse; 2,5 mm ² (12 AWG) - 6 mm ² (10 AWG); Phase	855-8001
	Item no.: 855-8002 Power tap; without fuse; 2,5 mm ² (12 AWG) - 6 mm ² (10 AWG); N-conductor	855-8002
	Item no.: 855-8003 Power tap; with fuse; 10 mm ² (8 AWG) - 16 mm ² (6 AWG); Phase	855-8003




















	Item no.: 855-8004 Power tap; without fuse; 10 mm ² (8 AWG) - 16 mm ² (6 AWG); N-conductor	855-8004
	Item no.: 855-951/250-000 Current and voltage tap up to 95 mm ² ; Primary rated current: 250 A; Secondary rated current: 1 A; Rated power: 0.2 VA; Accuracy class: 0.5; fused	855-951 /250-000
Marking accessories		
	Item no.: 2009-145 Mini-WSB Inline; for Smart Printer; on reel; stretchable 5 - 5.2 mm; plain; snap-on type	2009-145
	Item no.: 2009-145/000-002 Mini-WSB Inline; for Smart Printer; on reel; stretchable 5 - 5.2 mm; plain; snap-on type	2009-145 /000-002
	Item no.: 2009-145/000-005 Mini-WSB Inline; for Smart Printer; on reel; stretchable 5 - 5.2 mm; plain; snap-on type	2009-145 /000-005
	Item no.: 2009-145/000-006 Mini-WSB Inline; for Smart Printer; on reel; stretchable 5 - 5.2 mm; plain; snap-on type	2009-145 /000-006
	Item no.: 2009-145/000-007 Mini-WSB Inline; for Smart Printer; on reel; stretchable 5 - 5.2 mm; plain; snap-on type	2009-145 /000-007
	Item no.: 2009-145/000-012 Mini-WSB Inline; for Smart Printer; on reel; stretchable 5 - 5.2 mm; plain; snap-on type	2009-145 /000-012
	Item no.: 2009-145/000-023 Mini-WSB Inline; for smartPRINTER; on reel; stretchable 5 - 5.2 mm; plain; snap-on type	2009-145 /000-023
	Item no.: 2009-145/000-024 Mini-WSB Inline; for Smart Printer; on reel; stretchable 5 - 5.2 mm; plain; snap-on type	2009-145 /000-024
	Item no.: 248-501 Miniature WSB Quick marking system; plain; Marker width 5 mm; 10 strips with 10 markers per card	248-501
	Item no.: 248-501/000-002 Mini-WSB marking card; as card; not stretchable; plain; snap-on type	248-501 /000-002
	Item no.: 248-501/000-005 Mini-WSB marking card; as card; not stretchable; plain; snap-on type	248-501 /000-005
	Item no.: 248-501/000-006 Mini-WSB marking card; as card; not stretchable; plain; snap-on type	248-501 /000-006
	Item no.: 248-501/000-007 Mini-WSB marking card; as card; not stretchable; plain; snap-on type	248-501 /000-007

	Item no.: 248-501/000-012 Mini-WSB marking card; as card; not stretchable; plain; snap-on type	/000-012	248-501
	Item no.: 248-501/000-017 Mini-WSB marking card; as card; not stretchable; plain; snap-on type	/000-017	248-501
	Item no.: 248-501/000-023 Mini-WSB marking card; as card; not stretchable; plain; snap-on type	/000-023	248-501
	Item no.: 248-501/000-024 Mini-WSB marking card; as card; not stretchable; plain; snap-on type	/000-024	248-501
	Item no.: 750-103 Group marker carrier		750-103
	Item no.: 750-107 Group marker carrier		750-107
current transformer			
	Item no.: 855-1001/2500-1001 Plug-in current transformer; Primary rated current: 2500 A; Secondary rated current: 1 A; Rated power: 10 VA; Accuracy class: 1	/2500-1001	855-1001
	Item no.: 855-1700/032-000 Plug-in current transformer; Primary rated current 32 A; Secondary rated current 320 mA	/032-000	855-1700
	Item no.: 855-2701/035-001 Plug-in current transformer; Primary rated current: 35 A; Secondary rated current: 1 A; Rated power: 0.2 VA; Accuracy class: 1	/035-001	855-2701
	Item no.: 855-2701/064-001 Plug-in current transformer; Primary rated current: 64 A; Secondary rated current: 1 A; Rated power: 0.2 VA; Accuracy class: 1	/064-001	855-2701
	Item no.: 855-3001/060-003 Split-core current transformer; Primary rated current: 60 A; Secondary rated current: 1 A; Rated power: 0.2 VA; Accuracy class: 3; Cable length: 3 m	/060-003	855-3001
	Item no.: 855-3001/100-003 Split-core current transformer; Primary rated current: 100 A; Secondary rated current: 1 A; Rated power: 0.2 VA; Accuracy class: 3; Cable length: 3 m	/100-003	855-3001
	Item no.: 855-3001/200-001 Split-core current transformer; Primary rated current: 200 A; Secondary rated current: 1 A; Rated power: 0.2 VA; Accuracy class: 1; Cable length: 3 m	/200-001	855-3001
	Item no.: 855-3001/250-001 Split-core current transformer; Primary rated current: 250 A; Secondary rated current: 1 A; Rated power: 0.2 VA; Accuracy class: 1; Cable length: 3 m	/250-001	855-3001
	Item no.: 855-301/050-103 Plug-in current transformer; Primary rated current: 50 A; Secondary rated current: 1 A; Rated power: 1.25 VA; Accuracy class: 3	/050-103	855-301

















	Item no.: 855-301/060-101 Plug-in current transformer; Primary rated current: 60 A; Secondary rated current: 1 A; Rated power: 1.25 VA; Accuracy class: 1	/060-101	855-301
	Item no.: 855-301/075-201 Plug-in current transformer; Primary rated current: 75 A; Secondary rated current: 1 A; Rated power: 2.5 VA; Accuracy class: 1	/075-201	855-301
	Item no.: 855-301/100-201 Plug-in current transformer; Primary rated current: 100 A; Secondary rated current: 1 A; Rated power: 2.5 VA; Accuracy class: 1	/100-201	855-301
	Item no.: 855-301/150-501 Plug-in current transformer; Primary rated current: 150 A; Secondary rated current: 1 A; Rated power: 5 VA; Accuracy class: 1	/150-501	855-301
	Item no.: 855-301/200-501 Plug-in current transformer; Primary rated current: 200 A; Secondary rated current: 1 A; Rated power: 5 VA; Accuracy class: 1	/200-501	855-301
	Item no.: 855-301/250-501 Plug-in current transformer; Primary rated current: 250 A; Secondary rated current: 1 A; Rated power: 5 VA; Accuracy class: 1	/250-501	855-301
	Item no.: 855-301/400-1001 Plug-in current transformer; Primary rated current: 400 A; Secondary rated current: 1 A; Rated power: 10 VA; Accuracy class: 1	/400-1001	855-301
	Item no.: 855-301/600-1001 Plug-in current transformer; Primary rated current: 600 A; Secondary rated current: 1 A; Rated power: 10 VA; Accuracy class: 1	/600-1001	855-301
	Item no.: 855-4001/100-001 Split-core current transformer; Primary rated current: 100 A; Secondary rated current: 1 A; Rated power: 0.2 VA; Accuracy class: 1; Cable length: 3 m	/100-001	855-4001
	Item no.: 855-4001/150-001 Split-core current transformer; Primary rated current: 150 A; Secondary rated current: 1 A; Rated power: 0.2 VA; Accuracy class: 1; Cable length: 3 m	/150-001	855-4001
	Item no.: 855-4001/200-001 Split-core current transformer; Primary rated current: 200 A; Secondary rated current: 1 A; Rated power: 0.2 VA; Accuracy class: 1; Cable length: 3 m	/200-001	855-4001
	Item no.: 855-401/250-501 Plug-in current transformer; Primary rated current: 250 A; Secondary rated current: 1 A; Rated power: 5 VA; Accuracy class: 1	/250-501	855-401
	Item no.: 855-401/400-501 Plug-in current transformer; Primary rated current: 400 A; Secondary rated current: 1 A; Rated power: 5 VA; Accuracy class: 1	/400-501	855-401
	Item no.: 855-401/600-501 Plug-in current transformer; Primary rated current: 600 A; Secondary rated current: 1 A; Rated power: 10 VA; Accuracy class: 1	/600-501	855-401
	Item no.: 855-4101/200-001 Split-core current transformer; Primary rated current: 200 A; Secondary rated current: 1 A; Rated power: 0.2 VA; Accuracy class: 1; Cable length: 3 m	/200-001	855-4101

	Item no.: 855-4101/250-001 Split-core current transformer; Primary rated current: 250 A; Secondary rated current: 1 A; Rated power: 0.2 VA; Accuracy class: 1; Cable length: 3 m	/250-001	855-4101
	Item no.: 855-4101/400-001 Split-core current transformer; Primary rated current: 400 A; Secondary rated current: 1 A; Rated power: 0.2 VA; Accuracy class: 1; Cable length: 3 m	/400-001	855-4101
	Item no.: 855-5001/1000-000 Split-core current transformer; Primary rated current: 1000 A; Secondary rated current: 1 A; Rated power: 0.5 VA; Accuracy class: 0.5; Cable length: 5 m	/1000-000	855-5001
	Item no.: 855-5001/250-001 Split-core current transformer; Primary rated current: 250 A; Secondary rated current: 1 A; Rated power: 0.5 VA; Accuracy class: 1; Cable length: 5 m	/250-001	855-5001
	Item no.: 855-5001/400-000 Split-core current transformer; Primary rated current: 400 A; Secondary rated current: 1 A; Rated power: 0.5 VA; Accuracy class: 0.5; Cable length: 5 m	/400-000	855-5001
	Item no.: 855-5001/600-000 Split-core current transformer; Primary rated current: 600 A; Secondary rated current: 1 A; Rated power: 0.5 VA; Accuracy class: 0.5; Cable length: 5 m	/600-000	855-5001
	Item no.: 855-501/1000-1001 Plug-in current transformer; Primary rated current: 1000 A; Secondary rated current: 1 A; Rated power: 10 VA; Accuracy class: 1	/1000-1001	855-501
	Item no.: 855-501/400-1001 Plug-in current transformer; Primary rated current: 400 A; Secondary rated current: 1 A; Rated power: 10 VA; Accuracy class: 1	/400-1001	855-501
	Item no.: 855-501/600-1001 Plug-in current transformer; Primary rated current: 600 A; Secondary rated current: 1 A; Rated power: 10 VA; Accuracy class: 1	/600-1001	855-501
	Item no.: 855-501/800-1001 Plug-in current transformer; Primary rated current: 800 A; Secondary rated current: 1 A; Rated power: 10 VA; Accuracy class: 1	/800-1001	855-501
	Item no.: 855-5101/1000-000 Split-core current transformer; Primary rated current: 1000 A; Secondary rated current: 1 A; Rated power: 0.5 VA; Accuracy class: 0.5; Cable length: 5 m	/1000-000	855-5101
	Item no.: 855-601/1500-501 Plug-in current transformer; Primary rated current: 1500 A; Secondary rated current: 1 A; Rated power: 5 VA; Accuracy class: 1	/1500-501	855-601
	Item no.: 855-801/1000-1001 Plug-in current transformer; Primary rated current: 1000 A; Secondary rated current: 1 A; Rated power: 10 VA; Accuracy class: 1	/1000-1001	855-801
	Item no.: 855-801/2000-1001 Plug-in current transformer; Primary rated current: 2000 A; Secondary rated current: 1 A; Rated power: 10 VA; Accuracy class: 1	/2000-1001	855-801

shield connection

	Item no.: 790-108 Shield clamping saddle; 11 mm wide; diameter of compatible conductor	790-108
	Item no.: 790-116 Shield clamping saddle; 19 mm wide; diameter of compatible conductor; 7 ... 16 mm	790-116
	Item no.: 790-124 Shield clamping saddle; 27 mm wide; diameter of compatible conductor; 6 ... 24 mm	790-124
	Item no.: 790-140 Shield clamping saddle; diameter of compatible conductor	790-140
	Item no.: 790-208 Shield clamping saddle; 12.4 mm wide; 3 ... 8 mm	790-208
	Item no.: 790-216 Shield clamping saddle; 21.8 mm wide; 6 ... 16 mm	790-216
	Item no.: 790-220 Shield clamping saddle; 30 mm wide; 6 ... 20 mm	790-220
Carrier rail		
	Item no.: 210-112 Steel carrier rail; 35 x 7.5 mm; 1 mm thick; 2 m long; slotted; according to EN 60715; "Hole width 25 mm	210-112
	Item no.: 210-113 Steel carrier rail; 35 x 7.5 mm; 1 mm thick; 2 m long; unslotted; according to EN 60715	210-113
	Item no.: 210-114 Steel carrier rail; 35 x 15 mm; 1.5 mm thick; 2 m long; unslotted; similar to EN 60715	210-114
	Item no.: 210-115 Steel carrier rail; 35 x 7.5 mm; 1 mm thick; 2 m long; slotted; according to EN 60715; "Hole width 18 mm	210-115
	Item no.: 210-118 Steel carrier rail; 35 x 15 mm; 2.3 mm thick; 2 m long; unslotted; according to EN 60715	210-118
	Item no.: 210-196 Aluminum carrier rail; 35 x 8.2 mm; 1.6 mm thick; 2 m long; unslotted; similar to EN 60715	210-196
	Item no.: 210-197 Steel carrier rail; 35 x 15 mm; 1.5 mm thick; 2 m long; slotted; similar to EN 60715	210-197
	Item no.: 210-198 Copper carrier rail; 35 x 15 mm; 2.3 mm thick; 2 m long; unslotted; according to EN 60715	210-198
	Item no.: 210-504 Steel carrier rail; 35 x 7.5 mm; 1 mm thick; 2 m long; slotted; galvanized; according to EN 60715	210-504
	Item no.: 210-505 Steel carrier rail; 35 x 7.5 mm; 1 mm thick; 2 m long; unslotted; galvanized; according to EN 60715	210-505
	Item no.: 210-506 Steel carrier rail; 35 x 15 mm; 1.5 mm thick; 2 m long; unslotted; galvanized; similar to EN 60715	210-506
	Item no.: 210-508 Steel carrier rail; 35 x 15 mm; 1.5 mm thick; 2 m long; slotted; galvanized; similar to EN 60715	210-508

system box

	Item no.: 850-804 IP65 enclosure; Stainless steel; WxHxD (400x123x200 mm); 4 x M20, 16 x M16, 28 x M12 cable grip	850-804
	Item no.: 850-804/000-001 IP65 enclosure; Stainless steel; WxHxD (400x123x200 mm); 2 x M20, 13 x M16, 32 x M12 cable grip	850-804 /000-001
	Item no.: 850-805 IP65 enclosure; Stainless steel; WxHxD (600x123x200 mm); 4 x M20, 19 x M16, 67 x M12 cable grip	850-805
	Item no.: 850-814/002-000 IP65 enclosure; Sheet steel (RAL 7035); WxHxD (200x120x200 mm); without flange plate	850-814 /002-000
	Item no.: 850-815/002-000 IP65 enclosure; Sheet steel (RAL 7035); WxHxD (300x120x200 mm); without flange plate	850-815 /002-000
	Item no.: 850-816/002-000 IP65 enclosure; Sheet steel (RAL 7035); WxHxD (400x120x200 mm); without flange plate	850-816 /002-000
	Item no.: 850-817/002-000 IP65 enclosure; Sheet steel (RAL 7035); WxHxD (600x120x200 mm); without flange plate	850-817 /002-000
	Item no.: 850-825 IP65 enclosure; Aluminium (RAL 7032); WxHxD (160x100x160 mm); 9 x M12, 4 x M20	850-825
	Item no.: 850-826 IP65 enclosure; Aluminium (RAL 7032); WxHxD (240x100x160 mm); 4 x M20, 4 x M16, 14 x M12 cable grip	850-826
	Item no.: 850-826/002-000 IP65 enclosure; Aluminium (RAL 7035); WxHxD (240x100x160 mm); 4 x M20, 4 x M16, 14 x M12 cable grip	850-826 /002-000
	Item no.: 850-827 IP65 enclosure; Aluminium (RAL 7032); WxHxD (320x100x160 mm); 4 x M20, 8 x M16, 17 x M12 cable grip	850-827
	Item no.: 850-827/002-000 IP65 enclosure; Aluminium (RAL 7035); WxHxD (320x100x160 mm); 4 x M20, 8 x M16, 17 x M12 cable grip	850-827 /002-000
	Item no.: 850-828 IP65 enclosure; Aluminium (RAL 7032); WxHxD (480x100x160 mm); 4 x M20, 10 x M16, 35 x M12 cable grip	850-828
	Item no.: 850-828/002-000 IP65 enclosure; Aluminium (RAL 7035); WxHxD (480x100x160 mm); 4 x M20, 10 x M16, 35 x M12 cable grip	850-828 /002-000
	Item no.: 850-834 IP65 enclosure; Polyester (RAL 7032); WxHxD (164x100x164 mm); 9 x M12, 4 x M20	850-834
	Item no.: 850-835 IP65 enclosure; Polyester (RAL 7032); WxHxD (244x100x164 mm); 4 x M20, 4 x M16, 14 x M12 cable grip	850-835
	Item no.: 850-836	



IP65 enclosure; Polyester (RAL 7032); WxHxD (324x100x164 mm); 4 x M20, 8 x M16, 17 x M12 cable grip

850-836

Downloads

Documentation

Manual

3-Phase Power Measurement Module	V 1.2.0	pdf 3.9 MB	Download
----------------------------------	---------	---------------	----------

Bid Text

750-493 IO-Klemmen	Apr 4, 2012	doc 31.2 kB	Download
-----------------------	-------------	----------------	----------

Additional Information

Disposal; Electrical and electronic equipment, Packaging	V 1.0.0	pdf 265.8 kB	Download
--	---------	-----------------	----------

System Description

Use in Hazardous Environments Term definition, marking and installation regulations	V 1.0.0	pdf 1.0 MB	Download
--	---------	---------------	----------

750/753 Series I/O-System – General Product Information		pdf 1.7 MB	Download
---	--	---------------	----------

Overview on WAGO-I/O-SYSTEM 750 approvals		pdf 780.2 kB	Download
---	--	-----------------	----------

Design Notes Basic conditions and recommendations for higher operational safety	V 2.0.0	pdf 1.5 MB	Download
--	---------	---------------	----------

Application Notes

Application Note CoDeSys 2.3

Application Note PowerMeasurement_03 Library This application note describes how current, voltage, effective power, power factor and energy consumption can be measured using 3-phase power measurement modules (750-493).	Mar 19, 2012	zip 954.5 kB	Download
---	--------------	-----------------	----------

Libraries

Library

Bibliotheken für die Gebäudeautomation CODESYS 2.3	Apr 25, 2019	zip	Download
--	--------------	-----	----------



74.2 MB

In dieser Zip-Datei sind WAGO I/O PRO Bibliotheken für die Automation von Gebäuden enthalten. Es sind Bausteine für folgende Applikationen verfügbar: - DALI - DALI Sensoren - DALI Colour Control (Farbsteuerung) - DALI Emergency Lighting - Enocean - SMI - HLK / HVAC Funktionen - Allgemeine Gebädefunktionen wie Jalousie, Dimmer, Stromstoßschalter - Zeitschaltfunktionen (Scheduler) - KNX Funktionsbausteine - BACnet - WINSTA Jalousiebox - DMX - Wetterstation Elsner - M-Bus, MBus - MP-Bus, MPBus - Romutec Handbedienung - Thermokon Thanos Raumbediengerät - Thermokon WRF06 Raumbediengerät - Thermokon WRF08 Raumbediengerät - 3-Phasen-Leistungsmessklemme 750-493 - LON - Grundfos Pumpen mit GENIbus Interface

CAD/CAE - Smart Data

CAD data

	URL	Download
3D Download 750-493		

Device Files

Device Driver

			Download
WAGO USB Service Cable Driver / 750 and 857 Series	6.5.3.0	zip	
759-923	Sep 10, 2014	4.8 MB	

Product family

750/753 Series I/O-System
[Learn more about the product family.](#)

[Show all products from the family](#)

Subject to changes.